

MA4X193

Silicon epitaxial planar type

Silicon epitaxial planar type

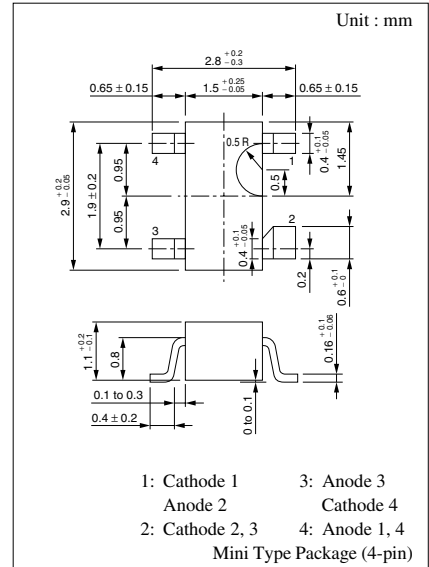
■ Features

- Mini type 4-pin package, contained four elements
- Short reverse recovery time t_{rr}
- Bridge diodes for surface mounting
- Anode common + cathode common composite product

■ Absolute Maximum Ratings $T_a = 25^\circ\text{C}$

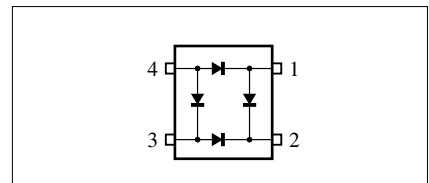
Parameter	Symbol	Rating	Unit
Reverse voltage (DC)	V_R	80	V
Repetitive peak reverse voltage	V_{RRM}	80	V
Average forward current	$I_{F(AV)}$	70	mA
Repetitive peak forward current	I_{FRM}	150	mA
Non-repetitive peak forward surge current*	I_{FSM}	250	mA
Junction temperature	T_j	150	$^\circ\text{C}$
Storage temperature	T_{stg}	-55 to +150	$^\circ\text{C}$

Note) * : $t = 1 \text{ s}$



Marking Symbol: M2Z

Internal Connection

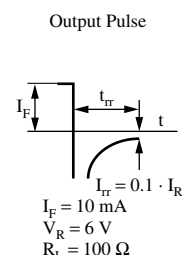
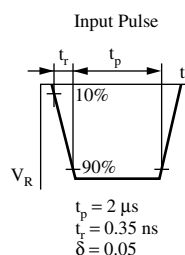
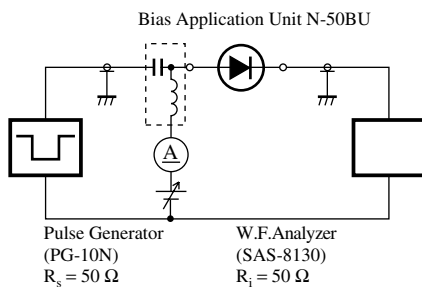


■ Electrical Characteristics $T_a = 25^\circ\text{C}$

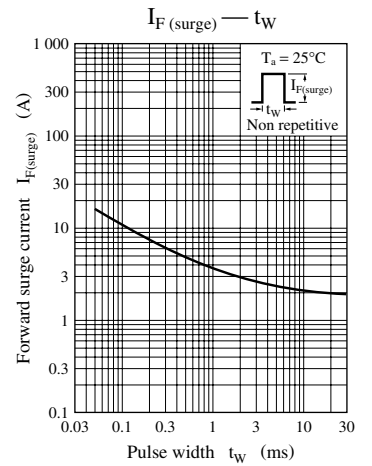
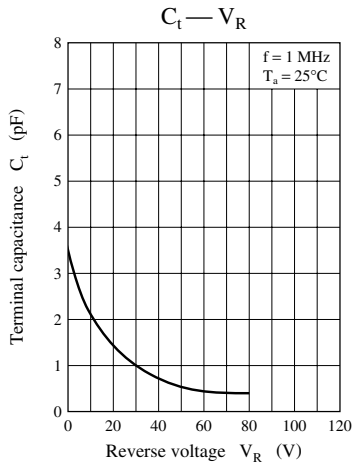
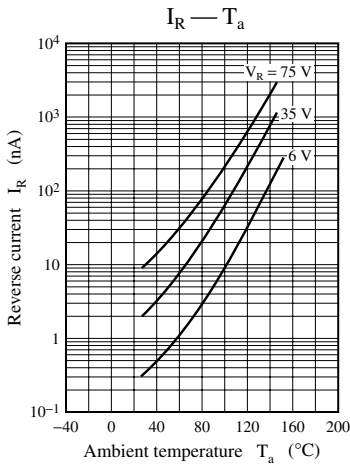
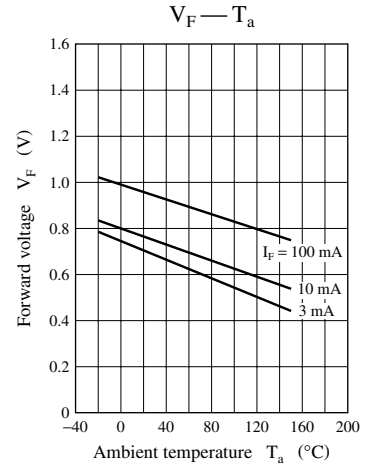
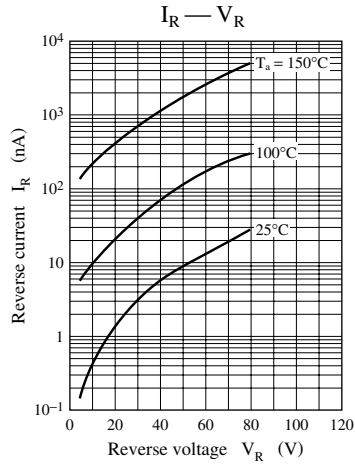
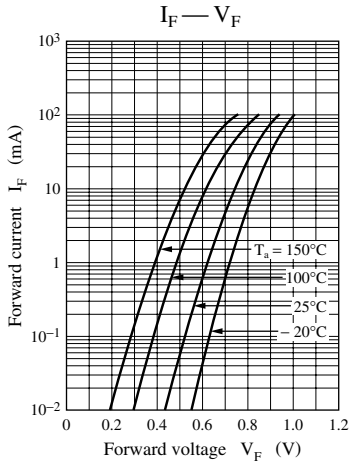
Parameter	Symbol	Conditions	Min	Typ	Max	Unit
Reverse current (DC)	I_R	$V_R = 75 \text{ V}$			100	nA
Forward voltage (DC)	V_F	$I_F = 70 \text{ mA}$			1.2	V
Reverse voltage (DC)	V_R	$I_R = 100 \mu\text{A}$	80			V
Terminal capacitance	C_t	$V_R = 0 \text{ V}, f = 1 \text{ MHz}$			15	pF
Reverse recovery time*	t_{rr}	$I_F = 10 \text{ mA}, V_R = 6 \text{ V}$ $I_{tr} = 0.1 \cdot I_R, R_L = 100 \Omega$			10	ns

Note) 1. Rated input/output frequency: 100 MHz

2. * : t_{rr} measuring circuit



4-1 and 4-3 pins (anode common) characteristics charts



1-2 and 3-2 pins (cathode common) characteristics charts

